

Bond Issuers: Beyond Convexity

BTRM Webinar June 2022

Prof Jessica James, Commerzbank

BTRM

The Certificate
of Bank Treasury
Risk Management

Introduction

Super-long dated issuance has grown

→ The recent record low yield environment has meant that there has been appetite for issuance and purchase of super-long bonds of up to a century tenor, as these at least bear adequate coupons

→ However, for these long dated tenors, the variation of bond price as bond yield changes becomes unintuitive

→ Issuers and investors are familiar with the concepts of duration and convexity

→ Duration is related to the first derivative of the bond price with respect to yield, and models the price sensitivity to yield changes as linear. Convexity is related to the second derivative, and models a degree of non-linearity

→ For super long dated bonds the price-yield sensitivity needs more than these two terms, however. We need terms beyond convexity.



Bond Value and Bond Return

Distinction between value and return becomes important

→ Opposite we define the Present Value (PV) of a bond and the return of a bond B_r ,

→ c = annualised coupon (in percent e.g. 2% would be $c=0.02$), y = current yield (in percent), and n is the tenor of the bond in years.

→ The distinction between bond value and bond return is very important for super-long bonds, whereas with shorter tenors it is less relevant.

→ PV is the sum of the discounted coupons plus the discounted final cashflow of principal plus coupon. Bond return is often expressed as a percentage and depends on the underlying change in yield

→ A change in yield of 1 basis point is typically being assumed (DV01) but this does not have to be so.

$$PV = \sum_i^{n-1} \frac{c}{(1+y)^i} + \frac{1+c}{(1+y)^n} \quad [1]$$

$$B_r = \frac{\Delta PV}{PV} \quad [2]$$

Source: Bloomberg, Commerzbank

Duration

Linear approximation

- An investor buying a bond will be focussed on its sensitivity to changes in underlying yields; a high sensitivity would suit a short-term view, while stability will appeal for a longer term investment.
- The primary tool for estimating this sensitivity is the Modified Duration (ModD).
- ModD is a measure of a bond's sensitivity to changes in yield; it can also be interpreted as a number similar to the remaining lifetime of the bond, in years, particularly for low coupon values.
- Because this property is convenient and intuitive it is the likely reason behind most definitions of ModD which include a minus sign and a factor of 100
- The minus sign captures the fact that as yields go up prices go down, and the factor of 100 converts a fractional value to a number close to the tenor in years

$$ModD = -\frac{100}{PV} \frac{dPV}{dy} \quad [3]$$

Source: Bloomberg, Commerzbank

Convexity

First non-linear approximation

→ Duration is not the whole story and always underestimates the change in return for a given change in yield, because the graph of return against yield is not linear, but has a convex shape.

→ This curvature is often represented by a second term referred to as convexity.

→ A bond of low duration but high convexity will become more sensitive to yield changes as those changes get larger than the simple, linear duration approximation would imply.

→ The convexity term is not always defined in the same way and its use is often more qualitative than quantitative. However, it always includes the second derivative of price with respect to yield

→ [3] and [4] are similar to the first two terms in a Taylor expansion, which is a way of approximating any complicated function by a series of simple terms

$$C = \frac{1}{PV} \frac{d^2 PV}{dy^2} \quad [4]$$

Source: Bloomberg, Commerzbank

Calculating bond return

Consider a 30y and a 100y bond

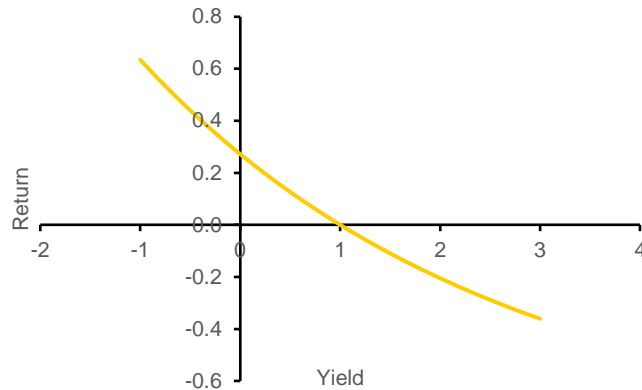


Below we graph the return of a bond with given tenor and coupon. We can then see immediately how the return varies as the yield moves away from the starting yield (taken to be 1% in the examples below, with a range of +/- 2 percentage points). Here we show the return as a function of final yield for 30 and 100 year bonds with coupons of 1% and 2%.

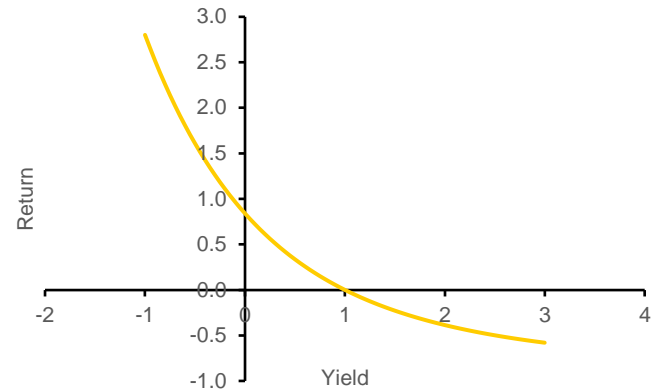


Even at a glance, the 100 year bonds have a greater curvature (convexity) but the reader should also note the scale on the y-axis which changes significantly between the two sets of bonds. Is convexity really enough?

30y bond, coupon 2%



100y bond, coupon 2%



Source: Commerzbank Research

Bond return formulae

Linear approximation



Equation [1] is just the sum of a geometric progression. Using the standard formula for such a sum we can write the Present Value in the form opposite [5]



[7] is the original Taylor expansion for the bond return, where y is the yield in %, Δy is the change in yield from the starting value



The first term in [7] is the origin of Duration, while the second is the origin of Convexity



[1] and [5] are identical, but [5] is more useful and means we can explicitly derive the various derivatives of bond returns



The paper where we published these expressions is the first time to our knowledge that they have been derived

$$PV = \sum_i^{n-1} \frac{c}{(1+y)^i} + \frac{1+c}{(1+y)^n} \quad [1]$$

$$PV = cV \left(\frac{1-V^n}{1-V} \right) + V^n \quad [5]$$

$$V = \frac{1}{1+y} \quad [6]$$

$$\frac{\Delta PV}{PV} = \frac{1}{PV} \frac{dPV}{dy} \Delta y + \frac{1}{2} \frac{1}{PV} \frac{d^2 PV}{dy^2} (\Delta y)^2 + \frac{1}{6} \frac{1}{PV} \frac{d^3 PV}{dy^3} (\Delta y)^3 + \frac{1}{24} \frac{1}{PV} \frac{d^4 PV}{dy^4} (\Delta y)^4 + \dots \quad [7]$$

Source: Bloomberg, Commerzbank

Formulae for derivatives

Though these are initially complex, patterns may be discerned.

$$\frac{dPV}{dy} = -nV^{n+1} + \frac{cV^2}{(V-1)^2} [-nV^{n+1} + (n+1)V^n - 1]$$

(8)

$$\frac{d^2PV}{dy^2} = n(n+1)V^{n+2} + \frac{cV^3}{(V-1)^3} [n(n+1)V^{n+2} - 2n(n+2)V^{n+1} + (n+1)(n+2)V^n - 2]$$

(9)

$$\begin{aligned} \frac{d^3PV}{dy^3} = & -n(n+1)(n+2)V^{n+3} \\ & + \frac{cV^4}{(V-1)^4} [n(n+1)(n+2)V^{n+3} - 3n(n+1)(n+3)V^{n+2} + 3n(n+2)(n+3)V^{n+1} \\ & - (n+1)(n+2)(n+3)V^n + 6] \end{aligned}$$

(10)

$$\begin{aligned} \frac{d^4PV}{dy^4} = & n(n+1)(n+2)(n+3)V^{n+4} \\ & + \frac{cV^5}{(V-1)^5} [n(n+1)(n+2)(n+3)V^{n+4} - 4n(n+1)(n+2)(n+4)V^{n+3} \\ & + 6n(n+1)(n+3)(n+4)V^{n+2} - 4n(n+2)(n+3)(n+4)V^{n+1} \\ & + (n+1)(n+2)(n+3)(n+4)V^n - 24] \end{aligned}$$

(11)

Value of terms as $y \rightarrow 0$

Special care has to be taken as yield approaches zero

$$\lim_{y \rightarrow 0} \frac{dPV}{dy} = -n - \frac{cn}{2}(n+1)$$

(12)

$$\lim_{y \rightarrow 0} \frac{d^2PV}{dy^2} = n(n+1) + \frac{cn}{3}(n+1)(n+2)$$

(13)

$$\lim_{y \rightarrow 0} \frac{d^3PV}{dy^3} = -n(n+1)(n+2) - \frac{cn}{4}(n+1)(n+2)(n+3)$$

(14)

$$\lim_{y \rightarrow 0} \frac{d^4PV}{dy^4} = n(n+1)(n+2)(n+3) + \frac{cn}{5}(n+1)(n+2)(n+3)(n+4)$$

(15)

Bond return and its components

Consider a 30y and a 100y bond

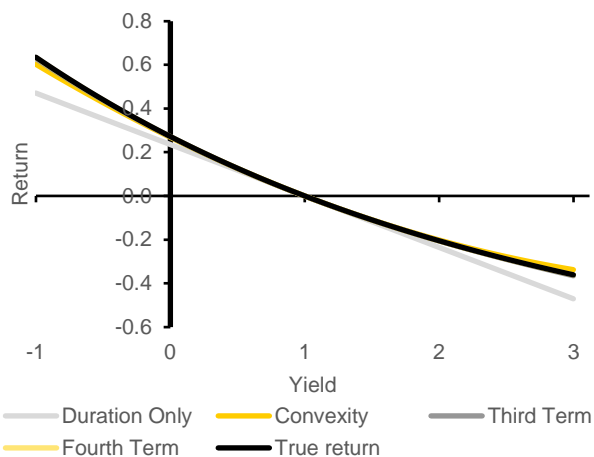


Below we graph the actual return of the 30y and 100y bonds, and also the successive approximations. One can immediately see that the convexity approximation for 30 year bonds is strongly justified, even over significant changes of yield. However, for 100 year bonds it is noticeably inaccurate for yield changes above one percentage point either up or down.

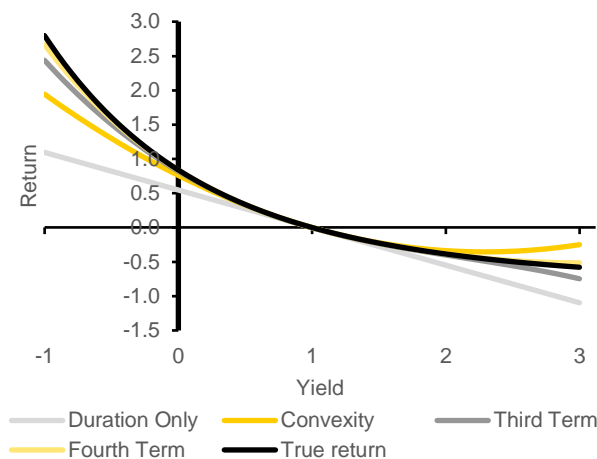


In particular, the Convexity term causes the return to increase with increasing yield for large positive yield changes, which is clearly wrong. Even when we include a third term, there is still a visible error which is finally rendered unimportant by the addition of the fourth term.

30y bond, coupon 2%



100y bond, coupon 2%



Source: Commerzbank Research

Bond return and Residuals

Differences between approximations and the true value show in detail the effect of each term

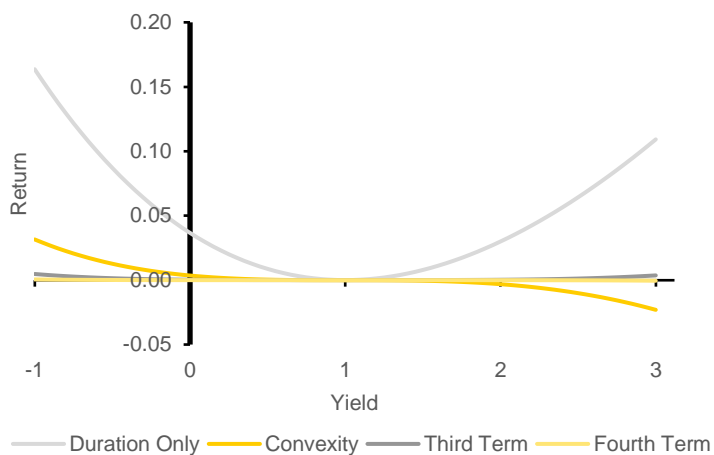


Note the very different scales on the 30 year and 100 year graphs. For the 100 year case the third and fourth terms are essential for accurate results. The shapes of the residuals are as we would expect, with convexity being quadratic, leaving a positive residual at one end and negative at the other, which is then corrected by the cubic form of the third term, itself then further improved by the quartic fourth term.

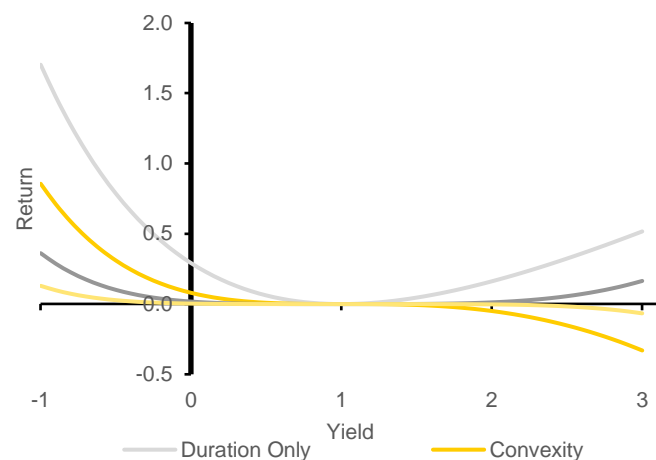


In practical terms, the analysis confirms the well-known positive property from convexity (as yields fall, present value gains accelerate, as yields rise, they decelerate). Considering the higher terms, this property is being amplified for falling yields, but it is being reduced for rising yields.

30y bond, coupon 2%



100y bond, coupon 2%



Source: Commerzbank Research

Cases of rising and falling yields

Positive and negative yield changes are very different

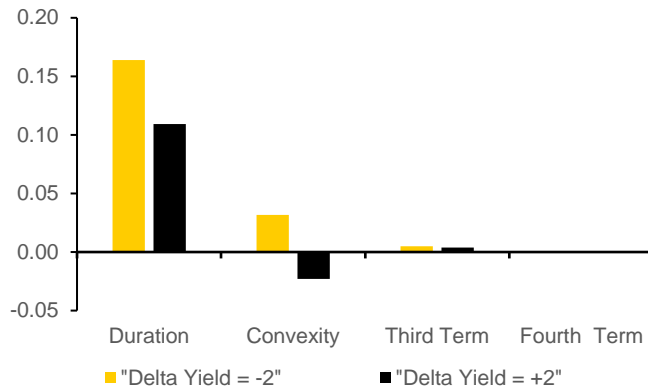


To understand the different effects of positive and negative yield changes, we have plotted the charts below. These are the residuals for the different terms at a yield change of +2 and -2 percentage points. In effect they are looking at the very ends of the graphs above.

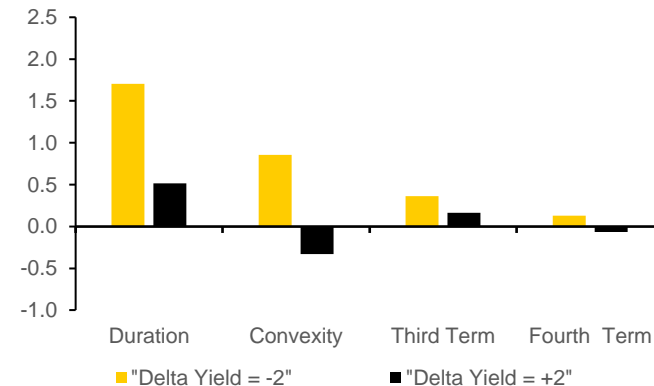


They show that the approximation is always below the true curve for negative yield changes (in gold) but alternates above and below for successive terms for positive yield changes (in black).

30y bond, coupon 2%



100y bond, coupon 2%



Source: Commerzbank Research

Impact of these results

Familiar intuition is no longer enough

→ It would be unreasonable to expect that the third and fourth terms in this series would provide much useful intuition about bond value! But they are important in the extreme conditions of today's market, just as Convexity is important for bonds of 30 year tenor.

→ In the particular circumstances of 100 year bonds issued in a low-yield environment, the expectations an investor might have from an understanding of Duration and Convexity become less useful, even potentially misleading.

→ The expression we have derived here allow us to identify both conditions under which further analysis is needed, and exactly how to do that.

→ As a rule of thumb, for a 100 year bond, its value under changes in yield of greater than one percentage point will be poorly approximated unless terms beyond convexity are taken into account.

→ In terms of tenor, 50y and more will need to consider terms beyond convexity in markets like today.



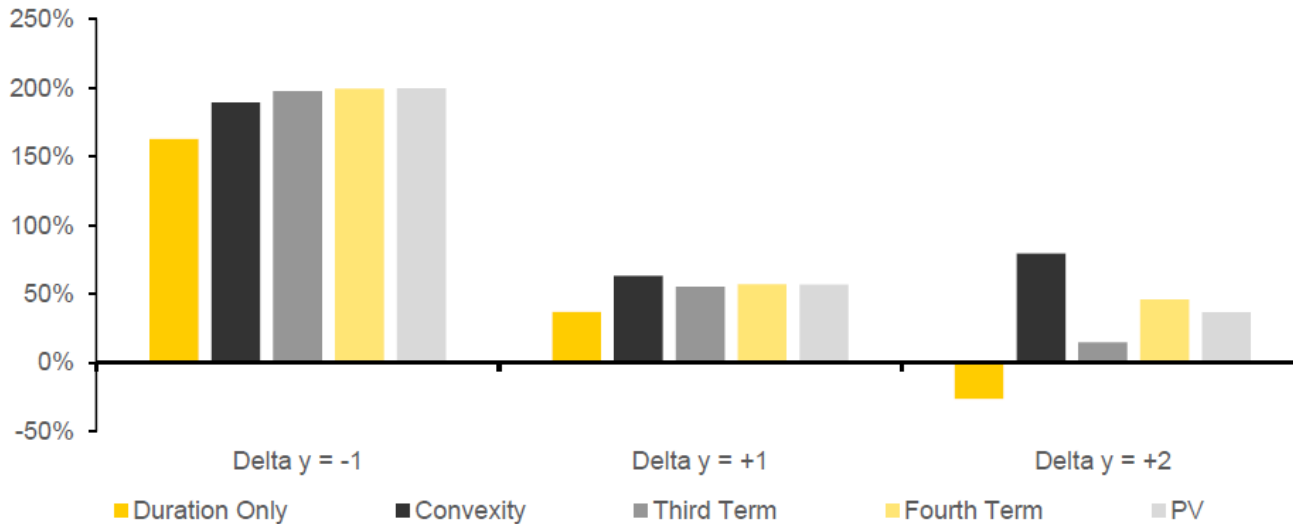
Convergence to present value

Positive and negative yield changes are very different

→ Consider the value of a 100 year bond of 1% coupon and a starting yield of 1%. A change in yield of positive two percentage points from +1% for a 100 year bond is a complex situation. The final PV is small and so the errors are proportionately larger.

→ The correction terms alternate in sign - the approximation first undershoots (goes negative!), then overshoots as Convexity is added in. For a change in yield of positive one percentage point, the oscillation is still present but the errors are much smaller. These effects can be seen clearly in the graph below.

Convergence to Present Value for Different Yield Changes (100y bond, Coupon 1%)



Source: Commerzbank Research

What really happened?

Investors who bought century bonds may have been 'long and wrong'

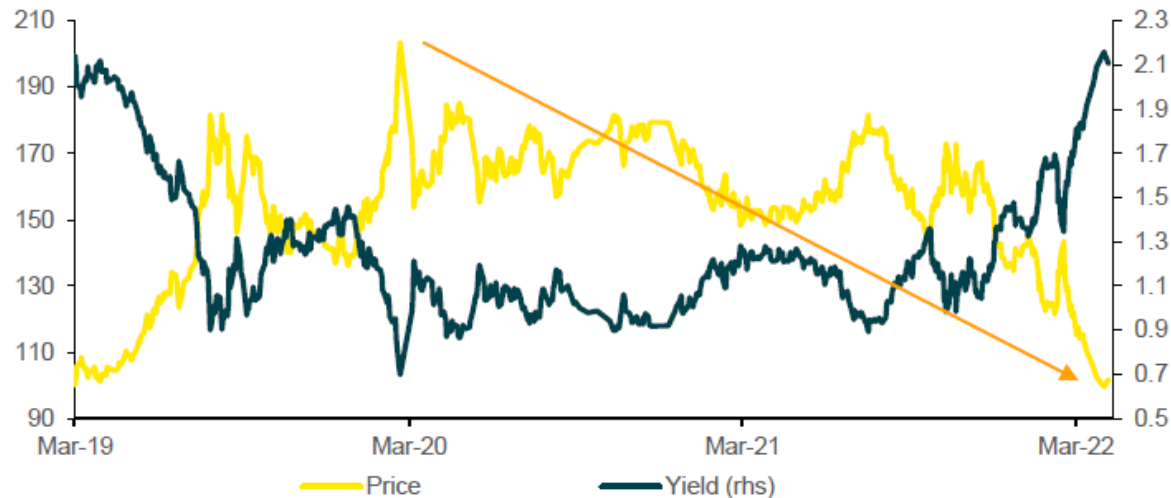


Investors who have been 'long' ultra-long bonds over recent months have incurred substantial losses on their positions. Ultra-long maturities inherently carry greater duration risk, but losses attributed to the latest rise in yields still stand out. NRW's century bonds are a prime example.



A long position e.g. in the NRW Mar2119 initiated at the Covid-induced price-peak would have incurred a loss of more than 50% until April, after a yield increase of "only" 1.47 percentage points (chart below)..

Extreme price moves in ultra-long bonds
NRW 2.15% Mar2119 price and yield, in %



Source: Bloomberg, Commerzbank Research

The value of higher terms

OAT and NRW examples



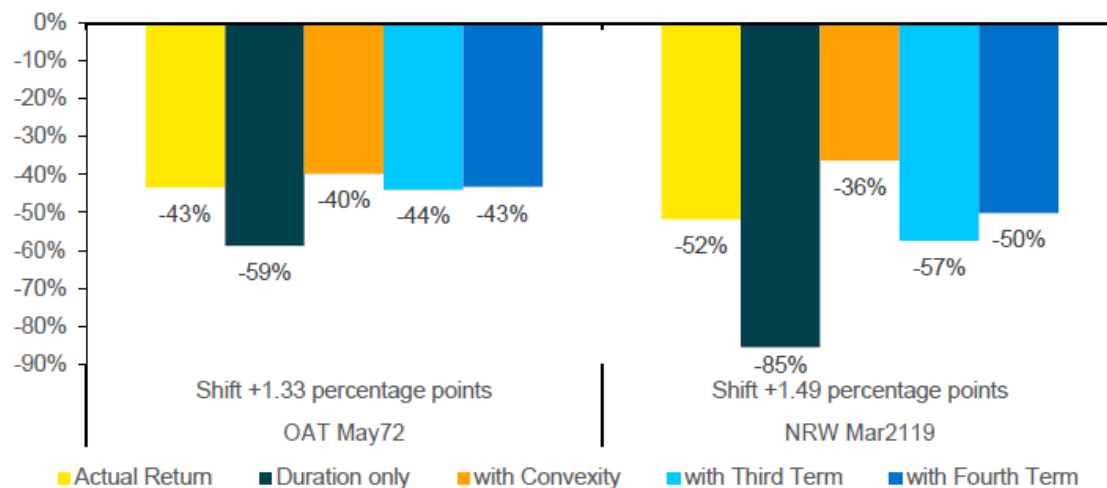
The chart below shows the realised return (yellow) on the 50y OAT May72 and the 100y NRW Mar2119. For the sake of argument, we assume that the bonds were bought at the "worst possible time", i.e. in January 2021 and in March 2020, respectively, to generate the largest possible yield delta. The end date is April 2022; in fact further volatility has occurred since then.



Duration alone, would have vastly over-estimated the loss on both the 50y as well as the 100y bond. Including convexity into the equation still provides a poor estimate of the bonds' actual returns. Only when including the third (and for the 100y bond the fourth) Taylor term, the predictions become reasonably accurate.

Duration & Convexity are not enough!

Actual/approximate price changes*



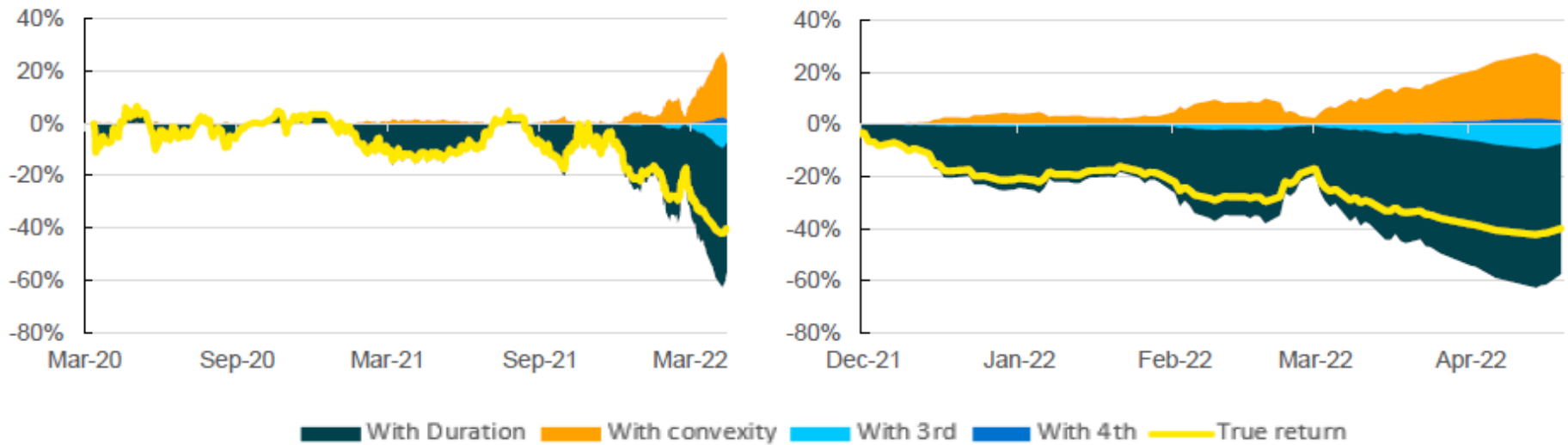
Source: Bloomberg, Commerzbank Research *Actual and approximated change in clean price for given yield shift. OAT72 had a clean price of about 97.5 while NRW2119 had a clean price of above 200 when positions were initiated.

When did higher terms kick in?

NRW bond history

Higher terms have become essential to explain moves in 2022

Contributions to PV changes since Mar 2020 and Dec 2021, for NRW Mar2119



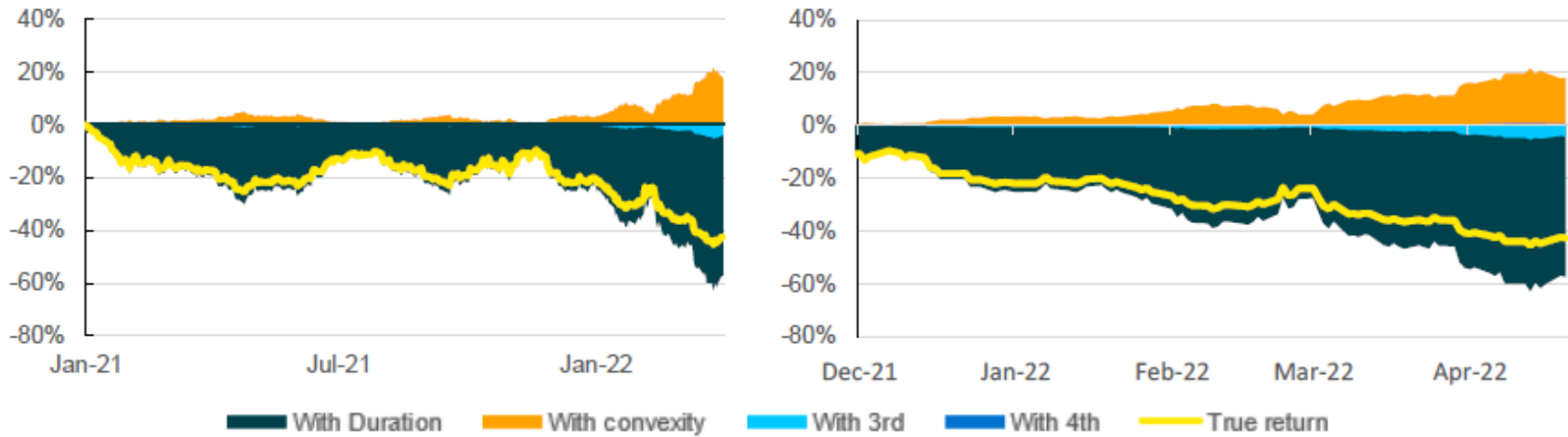
Source: Bloomberg, Commerzbank Research

When did higher terms kick in?

OAT bond history

50y bonds also feel the effects of higher terms

Contributions to PV changes since Jan 2021 and Dec 2021, for OAT May2071



Source: Bloomberg, Commerzbank Research

Can we hedge them?

OAT and NRW with 50y swap rate



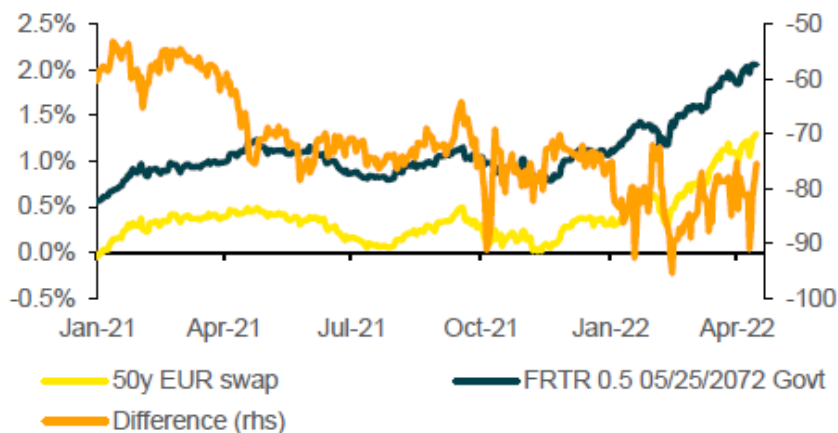
Below we plot the yields of both the bonds and the 50y swap rate, with their difference on the right hand axis. Of course the yields are highly correlated but the spread between them varies. The curve is very loosely directional with the spread tightening as yields rise (50y swap rate rising more than 100y bond yield).



The swap spread widening over the last two years has amplified this effect with swap rates rising more than NRW yields. For the 50y OAT, the swap spread is usually inversely correlated with yields, but since early 2021 the OAT yield actually rose slightly more than the 50y swap rate. Our observation period is from 12th March 2020 for NRW and 25 Jan 2021 for OAT

OAT Bond-Swap correlation

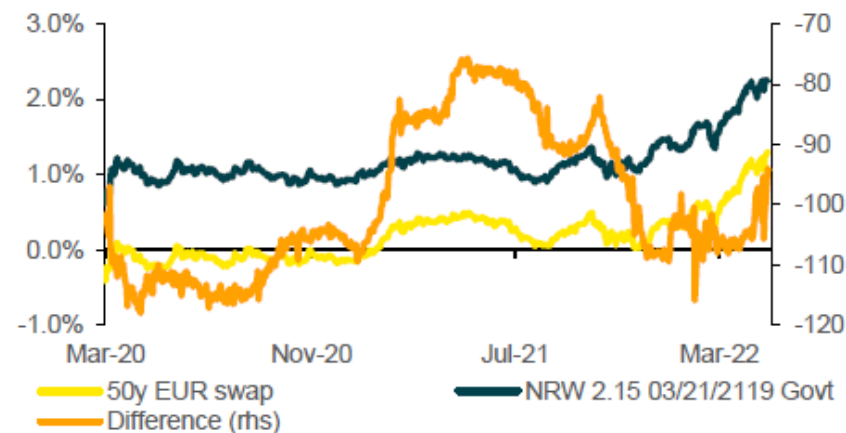
Yields in %, difference in Bp



Source: Bloomberg, Commerzbank Research

NRW Bond-Swap correlation

Yields in %, difference in bp



Source: Bloomberg, Commerzbank Research

The hedge is effective!

Hedged performance, different terms



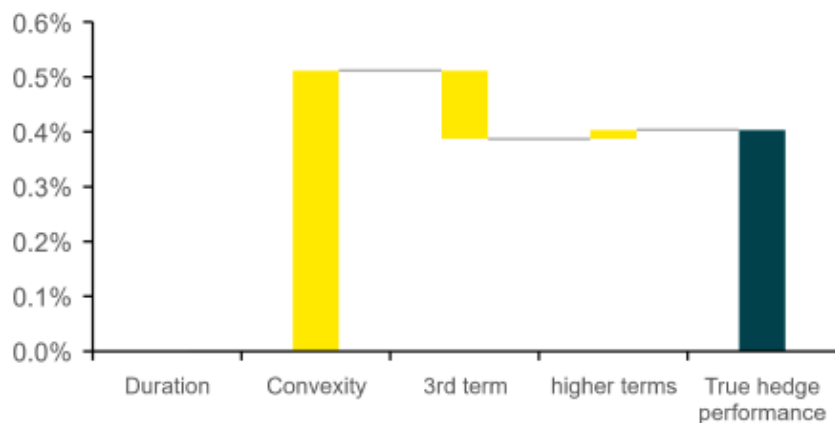
We assume a duration weighted hedge, and analyse the effect of a +1 percentage point increase in yield, and break it down into its different contributions. Below we show the effects of such a shift for bonds with tenors and coupons the same as the NRW and OAT bonds, and we model the 50y swap hedge by looking at its present value change due to the yield shift. If the hedge were perfect, the bars would have zero value.



On the whole it's good news! Overall the hedge has performed well, with only a few percent hedge error for even the longer dated bond. In particular the value-change of the maturity-matched hedged 50y OAT is minor. Second of all, the performance is positive in both positions, significantly so in the hedged 100y position.

Hedged OAT performance, +1ppt yield shift

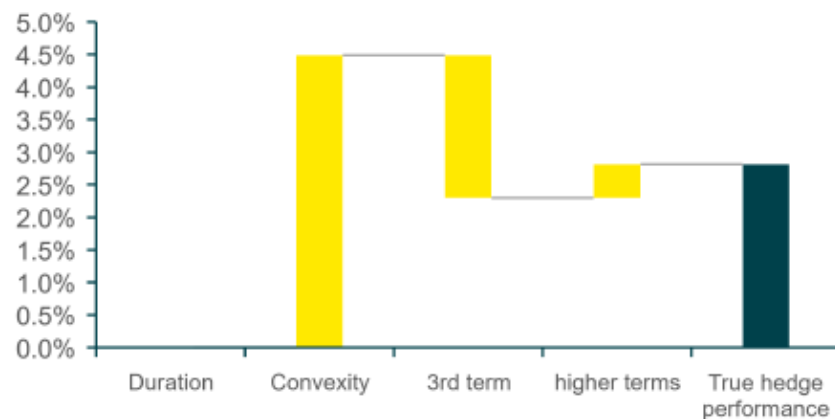
Hedged with 50y swap, duration weighting, in % notional



Source: Bloomberg, Commerzbank Research

Hedged NRW performance, +1ppt yield shift

Hedged with 50y swap, duration weighting, in % notional



Source: Bloomberg, Commerzbank Research

But why?

Where is this coming from?

→ The duration terms cancel out by construction - we have duration weighted the swap.

→ Also, the durations were fairly similar to begin with, a function of the fact that the coupon on the bonds reduces the duration relative to that of the swap.

→ However, the greater convexity of the bond is overwhelming.

→ The 'long convexity' position is thus responsible for the positive performance, however, the the third term reduces the convexity effect by a good degree.

→ This means that the hedge becomes more accurate, while reducing the positive performance.



What if yields fall?

Still a good hedge



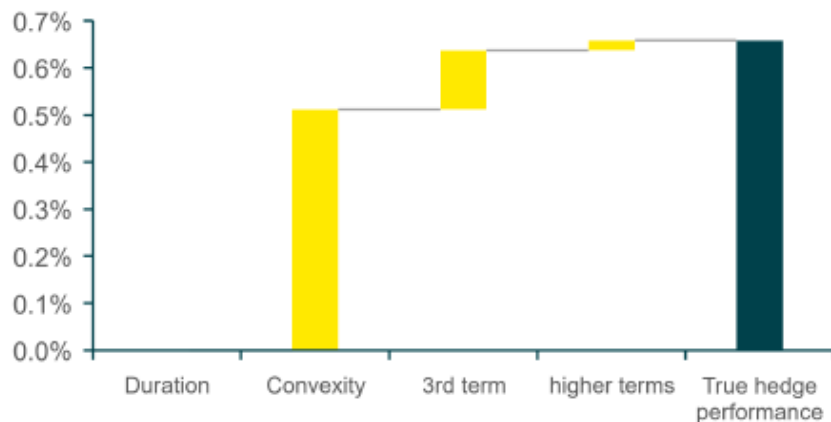
Also here, the long convexity position would create a positive performance (as yields fall, the duration of the long bond position rises by more than the duration of the swap). In contrast to a rising yield environment, however, as shown here, when yields fall, higher terms beyond convexity all have the same sign and serve to amplify the effects.



We see that the hedge error for the century bond is twice that of the case of the yield increase, and moreover including only duration and convexity effects underestimate the error by a factor of two. The 50y OAT bond in contrast remains well hedged.

Hedged OAT performance, -1% yield shift

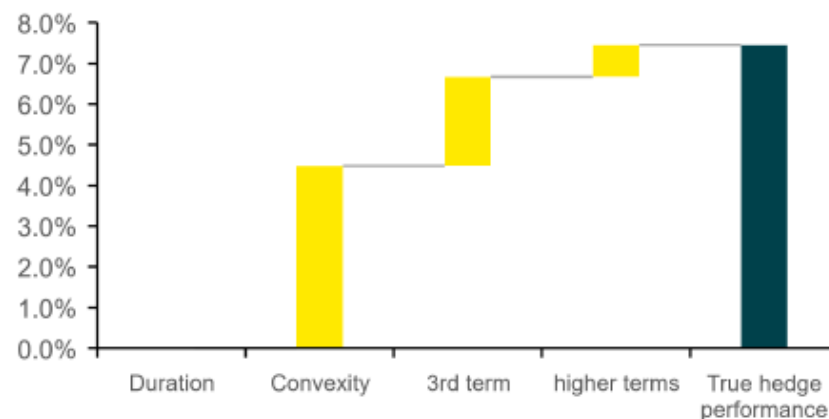
Hedged with 50y swap, duration weighting, in % notional



Source: Bloomberg, Commerzbank Research

Hedged NRW performance, -1% yield shift

Hedged with 50y swap, duration weighting, in % notional



Source: Bloomberg, Commerzbank Research

Historical hedged results

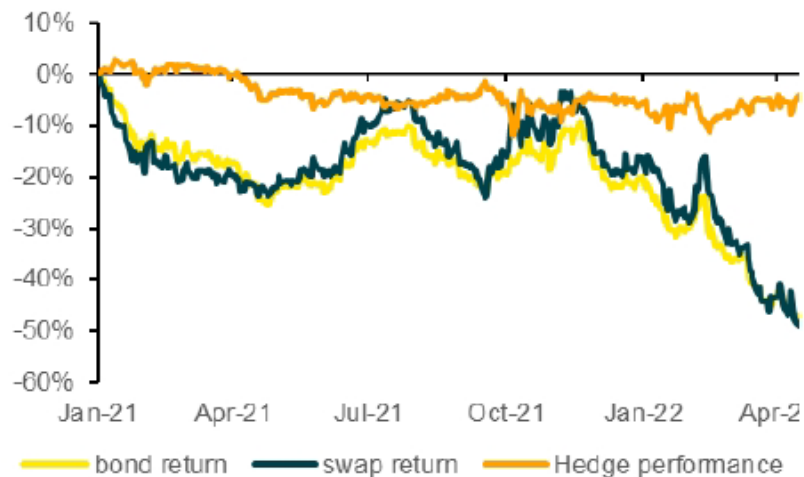
Using historical yield changes, duration weighted hedges

→ For the NRW bond, duration was 58.8 while that of the swap was 55.7 (it was greater than 50 because it started with a negative yield, -0.413% on 12th Mar 2020), leading to a hedge ratio of 1.06.

→ For the OAT bond, duration was 44.0 at its peak on 25th Jan 2021, and at that point the 50y swap duration was 50.62, leading to a hedge ratio of 0.87. These ratios mean that the hedged performance below is not exactly the difference between the bond and the swap return.

Hedged returns for OAT

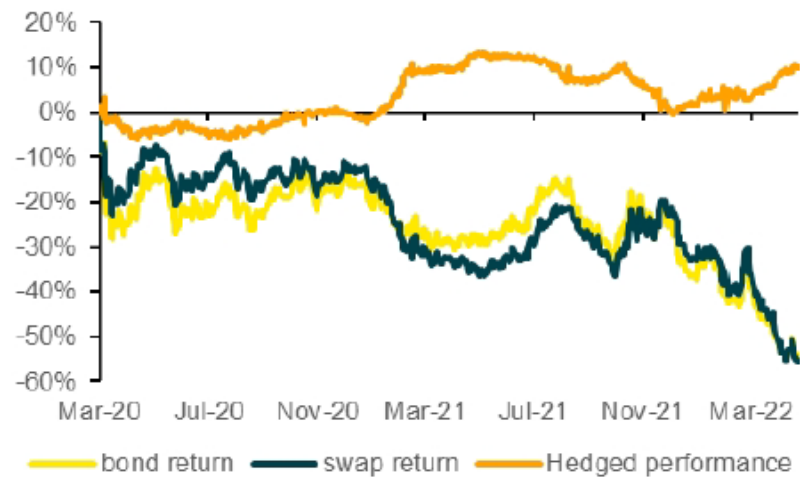
Duration weighted hedge with 50y swap



Source: Bloomberg, Commerzbank Research

Hedged returns for NRW

Duration weighted hedge with 50y swap



Source: Bloomberg, Commerzbank Research

Conclusions

Higher terms are important, but can be understood

→ Super long bonds cannot be only understood using familiar intuition from duration and convexity; higher terms are needed

→ Rising and falling yield environments are very different

→ Paying 50y swaps to hedge 100y bonds may not create a perfect hedge. However, the resulting position has the advantage of a positive expected performance in both a rising and a falling yield environment due to the positive convexity.

→ The third term of the Taylor expression reduces the performance in a rising yield environment and it amplifies the performance in a falling yield environment.

→ The risks come from non-parallel curve shifts or swap spread widening (bond yield rising more or falling less than the swap rate). As the super-long curve is loosely directional (flattening as yields rise), the risks appear larger in a falling yield environment.



References

[1] 'Options, Futures and Other Derivatives' (Pearson 2012) John C. Hull

[2] 'A Closed-Form Formula for Calculating Bond Duration', Financial Analysts Journal, Vol. 40, No. 3 (May - Jun., 1991), pp. 76-78, Jess H Chua

[3] 'Understanding the Yield Curve', United States Fixed-Income Research Portfolio Strategies, Salomon Brothers, 1995, Antti Ilmanen

[4] 'A closed-form formula for calculating bond convexity'. Journal of Fixed Income, 6, 8891 (1996). Blake, D. and Orszag, J. M.

[5] 'Can You Trust Forward Curves?', Commerzbank Research Rates Radar, (June 2018) J. James, M. Leister, C.Rieger

Disclaimer

In accordance with ESMA MAR requirements this report was completed 29/10/2020 19:34 CET and disseminated 29/10/2020 19:34 CET.

In respect to Article 4 of ESMA MAR, for an overview of recommendations made in the previous 12 months on any instrument or issuer covered in this report as well as an overview of all recommendations made by the producer(s) of this report in the previous 12 months, please follow this link: <https://research.commerzbank.com/RecommendationHistoryCredit>; <https://research.commerzbank.com/RecommendationHistoryInterestRates>

This document has been created and published by the Research department within the Corporate Clients division of Commerzbank AG, Frankfurt/Main or Commerzbank's branch offices mentioned in the document. Commerzbank AG is a provisionally registered swap dealer with the CFTC.

If this report includes an analysis of one or more equity securities, please note that the author(s) certify that (a) the views expressed in this report accurately reflect their personal views; and (b) no part of their compensation was, is, or will be directly or indirectly related to the specific recommendation(s) or views expressed by them contained in this document. The research analyst(s) named on this report are not registered / qualified as research analysts with FINRA. Such research analyst(s) may not be associated persons of Commerz Markets LLC and therefore may not be subject to FINRA Rule 2241 restrictions on communications with a subject company, public appearances and trading securities held by a research analyst account.

It has not been determined in advance whether and in what intervals this document will be updated. Unless otherwise stated current prices refer to the most recent trading day's closing price or spread which may fluctuate.

Conflicts of interest

Disclosures of potential conflicts of interest relating to Commerzbank AG, its affiliates, subsidiaries (together "Commerzbank") and its relevant employees with respect to the issuers, financial instruments and/or securities forming the subject of this document valid as of the end of the month prior to publication of this document*:

7. Commerzbank has managed or co-managed a public offering for Berlin Hyp in the past 12 months.

8. Commerzbank has provided or agreed to provide investment services to Berlin Hyp within the last 12 months, for which it has received or will receive compensation.

Please refer to the following link for disclosures on companies included in compendium reports or disclosures on any company covered by Commerzbank analysts:
<https://commerzbank.bluematrix.com/sellside/Disclosures.action>*

*Updating this information may take up to ten days after month end.

Disclaimer

Recommendation Key

I) Recommendations versus benchmarks:

Overweight (OW) We expect outperformance versus the benchmark in spread and/or total return terms

Marketweight (MW) We expect performance in line with the benchmark in spread and/or total return terms

Underweight (UW) We expect underperformance versus the benchmark in spread and/or total return terms

Benchmark Unless stated otherwise, the benchmark is the iBoxx € Corporate for IG-rated names/instruments, and the iBoxx € High Yield core cum crossover LC for HY-rated names/instruments

II) Outright recommendations:

Buy We suggest entering / expanding positions in the relevant names/instruments

Sell We suggest reducing / closing positions in the relevant names/instruments

Time Horizon Unless stated otherwise, the time horizon for our recommendations is three months.

Risks related to these recommendations

A variety of factors and events may adversely affect the performance of any recommendation, and in case of investment in bonds can also lead to the non-payment of coupons as well as principal losses.

These risk factors include general macroeconomic and political conditions, central bank action, or any other factor directly affecting overall risk sentiment.

In addition, industry or sector specific legal frameworks and regulation, as well as rating or rating methodology changes and any other factors directly or indirectly influencing the credit quality, the operating and/or refinancing environment of the specific issuer may also affect performance.

Distribution of Commerzbank AG credit research recommendations as of 30 September 2020:

	All covered instruments	The proportion of issuers in each of these categories for which Commerzbank provides investment banking services
Overweight	80%	13%
Marketweight	0%	0%
Underweight	35%	14%

Source: Commerzbank Research

Distribution of Commerzbank AG rates research recommendations as of 30 September 2020:

	All covered instruments	The proportion of issuers in each of these categories for which Commerzbank provides investment banking services
Long/Buy	54%	1%
Neutral	30%	0%
Underweight	16%	0%

Source: Commerzbank Research

Disclaimer

Disclaimer

This document is for information purposes only and does not take into account specific circumstances of any recipient. The information contained herein does not constitute the provision of investment advice. It is not intended to be and should not be construed as a recommendation, offer or solicitation to acquire, or dispose of, any of the financial instruments and/or securities mentioned in this document and will not form the basis or a part of any contract or commitment whatsoever. Investors should seek independent professional advice and draw their own conclusions regarding suitability of any transaction including the economic benefits, risks, legal, regulatory, credit, accounting and tax implications.

The information in this document is based on public data obtained from sources believed by Commerzbank to be reliable and in good faith, but no representations, guarantees or warranties are made by Commerzbank with regard to accuracy, completeness or suitability of the data. Commerzbank has not performed any independent review or due diligence of publicly available information regarding an unaffiliated reference asset or index. The opinions and estimates contained herein reflect the current judgement of the author(s) on the date of this document and are subject to change without notice. The opinions do not necessarily correspond to the opinions of Commerzbank. Commerzbank does not have an obligation to update, modify or amend this document or to otherwise notify a reader thereof in the event that any matter stated herein, or any opinion, projection, forecast or estimate set forth herein, changes or subsequently becomes inaccurate.

This communication may contain trading ideas where Commerzbank may trade in such financial instruments with customers or other counterparties. Any prices provided herein (other than those that are identified as being historical) are indicative only, and do not represent firm quotes as to either size or price. The past performance of financial instruments is not indicative of future results. No assurance can be given that any financial instrument or issuer described herein would yield favourable investment results. Any forecasts or price targets shown for companies and/or securities discussed in this document may not be achieved due to multiple risk factors including without limitation market volatility, sector volatility, corporate actions, the unavailability of complete and accurate information and/or the subsequent transpiration that underlying assumptions made by Commerzbank or by other sources relied upon in the document were inapposite.

Commerzbank and or its affiliates may act as a market maker in the instrument(s) and or its derivative that has been mentioned in our research reports. Employees of Commerzbank and or its affiliates may provide written or oral commentary, including trading strategies, to our clients and business units that may be contrary to the opinions conveyed in this research report. Commerzbank may perform or seek to perform investment banking services for issuers mentioned in research reports.

Neither Commerzbank nor any of its respective directors, officers or employees accepts any responsibility or liability whatsoever for any expense, loss or damages arising out of or in any way connected with the use of all or any part of this document.

Commerzbank may provide hyperlinks to websites of entities mentioned in this document, however the inclusion of a link does not imply that Commerzbank endorses, recommends or approves any material on the linked page or accessible from it. Commerzbank does not accept responsibility whatsoever for any such material, nor for any consequences of its use.

This document is for the use of the addressees only and may not be reproduced, redistributed or passed on to any other person or published, in whole or in part, for any purpose, without the prior, written consent of Commerzbank. The manner of distributing this document may be restricted by law or regulation in certain countries, including the United States. Persons into whose possession this document may come are required to inform themselves about and to observe such restrictions. By accepting this document, a recipient hereof agrees to be bound by the foregoing limitations.

Additional notes to readers in the following countries:

Germany: Commerzbank AG is registered in the Commercial Register at Amtsgericht Frankfurt under the number HRB 32000. Commerzbank AG is supervised by both the German regulator, Bundesanstalt für Finanzdienstleistungsaufsicht (BaFin), Graurheindorfer Strasse 108, 53117 Bonn, Marie-Curie-Strasse 24-28, 60439 Frankfurt am Main and the European Central Bank, Sonnemannstrasse 20, 60314 Frankfurt am Main, Germany.

United Kingdom: This document has been issued or approved for issue in the United Kingdom by Commerzbank AG London Branch. Commerzbank AG, London Branch is authorised by Bundesanstalt für Finanzdienstleistungsaufsicht (BaFin), and the European Central Bank and is subject to limited regulation by the Financial Conduct Authority and Prudential Regulation Authority. Details on the extent of our regulation by the Financial Conduct Authority and Prudential Regulation Authority are available from us on request. This document is directed exclusively to eligible counterparties and professional clients. It is not directed to retail clients. No persons other than an eligible counterparty or a professional client should read or rely on any information in this document. Commerzbank AG, London Branch does not deal for or advise or otherwise offer any investment services to retail clients.

Disclaimer

United States: This document has been approved for distribution in the US under applicable US law by Commerz Markets LLC ('CMLLC'), a wholly owned subsidiary of Commerzbank AG and a US registered broker-dealer. Any securities transaction by US persons must be effected with CMLLC. Under applicable US law; information regarding clients of CMLLC may be distributed to other companies within the Commerzbank group. This research report is intended for distribution in the United States solely to "institutional investors" and "major US institutional investors," as defined in Rule 15a-6 under the Securities Exchange Act of 1934. CMLLC is a member of FINRA and SIPC. Banking services in the US. will be provided by Commerzbank AG, New York Branch. Securities activities in the US are conducted through CMLLC and swap transactions with Commerzbank AG. Commerzbank AG is not a member of SIPC and is a provisionally registered swap dealer with the CFTC. Any derivatives transaction with US persons must be effected in accordance with the provisions of the Dodd-Frank Wall Street Reform and Consumer Protection Act. Some products or services may be unavailable in the United States.

Canada: The information contained herein is not, and under no circumstances is to be construed as, a prospectus, an advertisement, a public offering, an offer to sell securities described herein, solicitation of an offer to buy securities described herein, in Canada or any province or territory thereof. Any offer or sale of the securities described herein in Canada will be made only under an exemption from the requirements to file a prospectus with the relevant Canadian securities regulators and only by a dealer properly registered under applicable securities laws or, alternatively, pursuant to an exemption from the dealer registration requirement in the relevant province or territory of Canada in which such offer or sale is made. Under no circumstances is the information contained herein to be construed as investment advice in any province or territory of Canada and is not tailored to the needs of the recipient. In Canada, the information contained herein is intended solely for distribution to Permitted Clients (as such term is defined in National Instrument 31-103) with whom Commerz Markets LLC deals pursuant to the international dealer exemption. To the extent that the information contained herein references securities of an issuer incorporated, formed or created under the laws of Canada or a province or territory of Canada, any trades in such securities may not be conducted through Commerz Markets LLC. No securities commission or similar regulatory authority in Canada has reviewed or in any way passed upon these materials, the information contained herein or the merits of the securities described herein and any representation to the contrary is an offence.

European Economic Area: Where this document has been produced by a legal entity outside of the EEA, the document has been re-issued by Commerzbank AG, London Branch for distribution into the EEA.

Singapore: This document is furnished in Singapore by Commerzbank AG, Singapore branch. It may only be received in Singapore by an institutional investor or an accredited investor as respectively defined in section 4A of the Securities and Futures Act, Chapter 289 of Singapore ("SFA") pursuant to section 274 or section 275 (as applicable) of the SFA. Nothing in this document constitutes accounting, legal, regulatory, tax, financial or other advice and/or recommendations to the recipient of this communication. Further, the communication/information provided herein does not constitute a "financial advisory service" within the meaning of the Financial Advisers Act, Chapter 110 of Singapore ("FAA") and therefore, the regulatory requirements and duties that may be owed to a client pursuant to or in connection with the FAA are not applicable to the recipient in connection with this communication. Recipients are advised to seek independent advice from their own professional advisers about the information contained herein.

Hong Kong: This document, may only be made available in Hong Kong by Commerzbank AG, Hong Kong Branch to 'professional investors' within the meaning of the Securities and Futures Ordinance (Cap.571) of Hong Kong and any rules made there under, and persons whose ordinary business is to buy or sell shares or debentures.

Japan: This information and its distribution do not constitute and should not be construed as a "solicitation" under the Financial Instrument Exchange Act (FIEA). This information may be distributed from Commerzbank international branches outside Japan solely to "professional investors" as defined in Section 2(31) of the FIEA and Section 23 of the Cabinet Ordinance Regarding Definition of Section 2 of the FIEA. Please note that Commerzbank AG, Tokyo Branch has not participated in its preparation. The instruments recommended in this report cannot be introduced by the Branch. You should contact the Corporate Clients division of Commerzbank AG for inquiries on availability of such instruments.

Commerzbank Corporate Clients

Frankfurt

Commerzbank AG
DLZ - Gebäude 2, Händlerhaus
Mainzer Landstraße 153
60327 Frankfurt

Tel: + 49 69 136 21200

London

Commerzbank AG
PO BOX 52715
30 Gresham Street
London, EC2P 2XY

Tel: + 44 207 623 8000

New York

Commerz Markets LLC
225 Liberty Street, 32nd floor,
New York,
NY 10281-1050

Tel: + 1 212 703 4000

Singapore

Commerzbank AG
71, Robinson Road, #12-01
Singapore 068895

Tel: +65 631 10000

Hong Kong

Commerzbank AG
15th Floor, Lee Garden One
33 Hysan Avenue,
Causeway Bay
Hong Kong
Tel: +852 3988 0988

Disclaimer

Australia: Commerzbank AG does not hold an Australian financial services licence. This document is being distributed in Australia to wholesale customers pursuant to an Australian financial services licence exemption for Commerzbank AG under Class Order 04/1313. Commerzbank AG is regulated by Bundesanstalt für Finanzdienstleistungsaufsicht (BaFin) under the laws of Germany which differ from Australian laws.

People's Republic of China (PRC): This document is furnished by Commerzbank AG and is only intended for institutions that are eligible for financial transactions. No-one else may rely on any information contained within this document. Any derivative transactions by PRC persons may only be entered into by PRC financial institutions which are permitted to conduct derivatives business in the PRC and have obtained all necessary regulatory approvals in the PRC.

© Commerzbank AG 2020. All rights reserved. Version 9.28

Commerzbank Corporate Clients

Frankfurt

Commerzbank AG London

Commerzbank AG New York

Commerz Markets LLC Singapore

Commerzbank AG Hong Kong

Commerzbank AG

DLZ - Gebäude 2, Händlerhaus

Mainzer Landstraße 153

60327 Frankfurt PO BOX 52715

30 Gresham Street

London, EC2P 2XY 225 Liberty Street, 32nd floor,

New York,

NY 10281-1050 71, Robinson Road, #12-01

Singapore 068895 15th Floor, Lee Garden One

33 Hysan Avenue,

Causeway Bay

Hong Kong

Tel: + 49 69 136 21200

Tel: + 44 207 623 8000

Tel: + 1 212 703 4000 Tel: +65 631 10000 Tel: +852 3988 0988

Commerzbank Corporate Clients

Frankfurt

Commerzbank AG
DLZ - Gebäude 2, Händlerhaus
Mainzer Landstraße 153
60327 Frankfurt

Tel: + 49 69 136 21200

London

Commerzbank AG
PO BOX 52715
30 Gresham Street
London, EC2P 2XY

Tel: + 44 207 623 8000

New York

Commerz Markets LLC
225 Liberty Street, 32nd floor,
New York,
NY 10281-1050

Tel: + 1 212 703 4000

Singapore

Commerzbank AG
71, Robinson Road, #12-01
Singapore 068895

Tel: +65 631 10000

Hong Kong

Commerzbank AG
15th Floor, Lee Garden One
33 Hysan Avenue,
Causeway Bay
Hong Kong
Tel: +852 3988 0988